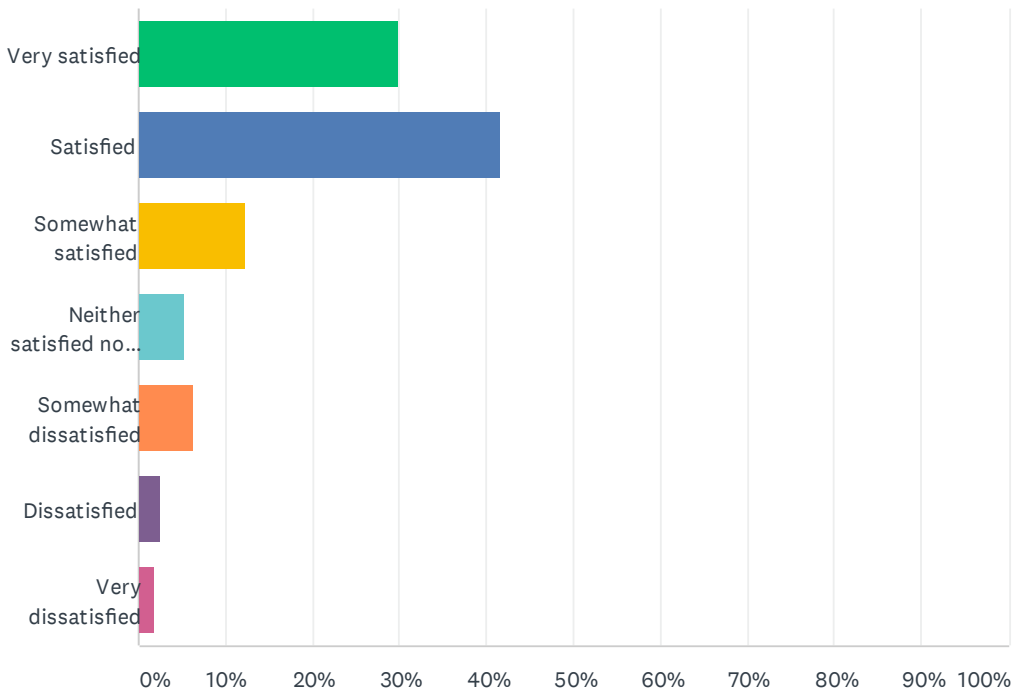


# Q1 Please rate your satisfaction with the frequency with which the City shares information.

Answered: 307 Skipped: 1



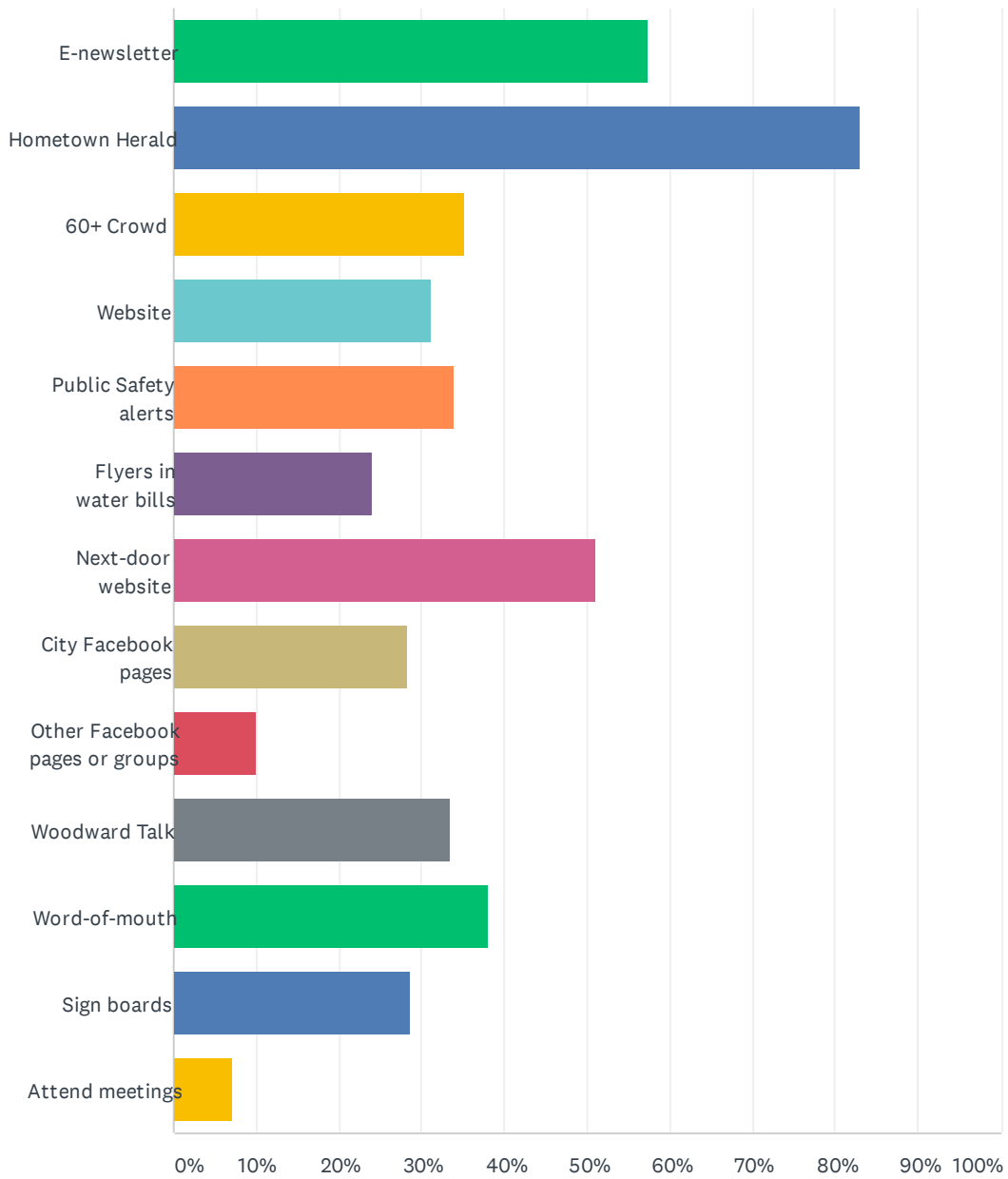
ANSWER CHOICES	RESPONSES	
Very satisfied	29.97%	92
Satisfied	41.69%	128
Somewhat satisfied	12.38%	38
Neither satisfied nor dissatisfied	5.21%	16
Somewhat dissatisfied	6.19%	19
Dissatisfied	2.61%	8
Very dissatisfied	1.95%	6
<b>TOTAL</b>		<b>307</b>

## Q2 What types of information would you like the City to share?

Answered: 222 Skipped: 86

### Q3 How do you currently find out about Huntington Woods information & news? (check all that apply)

Answered: 307 Skipped: 1



## Huntington Woods Communication Survey

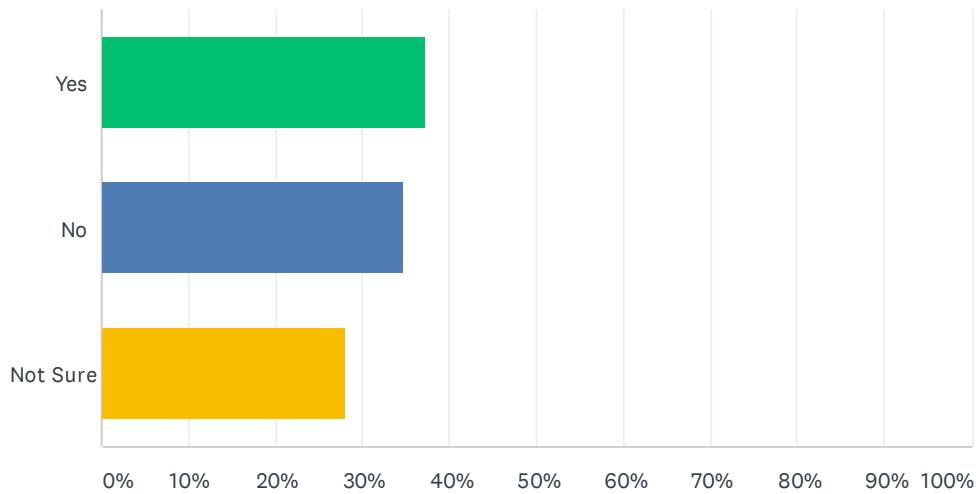
ANSWER CHOICES	RESPONSES	
E-newsletter	57.33%	176
Hometown Herald	83.06%	255
60+ Crowd	35.18%	108
Website	31.27%	96
Public Safety alerts	33.88%	104
Flyers in water bills	24.10%	74
Next-door website	51.14%	157
City Facebook pages	28.34%	87
Other Facebook pages or groups	10.10%	31
Woodward Talk	33.55%	103
Word-of-mouth	38.11%	117
Sign boards	28.66%	88
Attend meetings	7.17%	22
Total Respondents: 307		

## Q4 How would you prefer to hear about City news & information?

Answered: 235 Skipped: 73

Q5 The City is considering a mobile device app at a cost of \$7,250/year. Do you think there is value in being able to provide these functions via an app? One touch calling City Departments Push notifications Report a problem via mobile device Calendar sync Recreation registration Pay water bill/taxes

Answered: 306 Skipped: 2



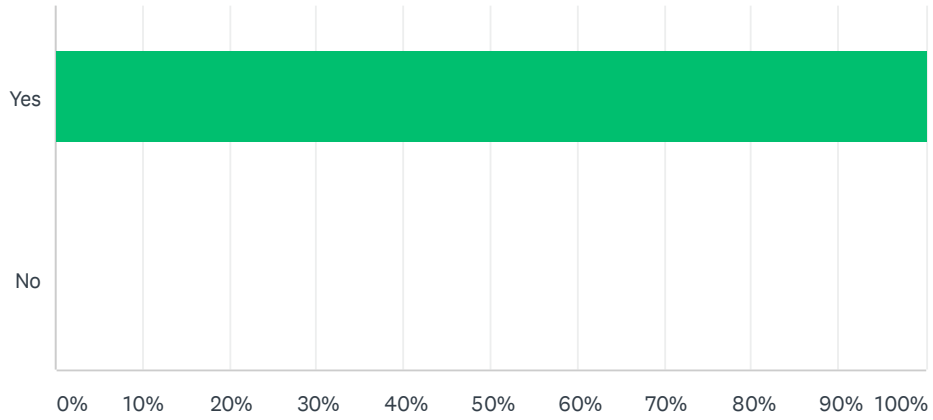
ANSWER CHOICES	RESPONSES	
Yes	37.25%	114
No	34.64%	106
Not Sure	28.10%	86
TOTAL		306

**Q6 As the City updates its communication plan, do you have any other feedback to help improve City communications?**

Answered: 173 Skipped: 135

## Q7 Are you a Huntington Woods resident?

Answered: 303 Skipped: 5

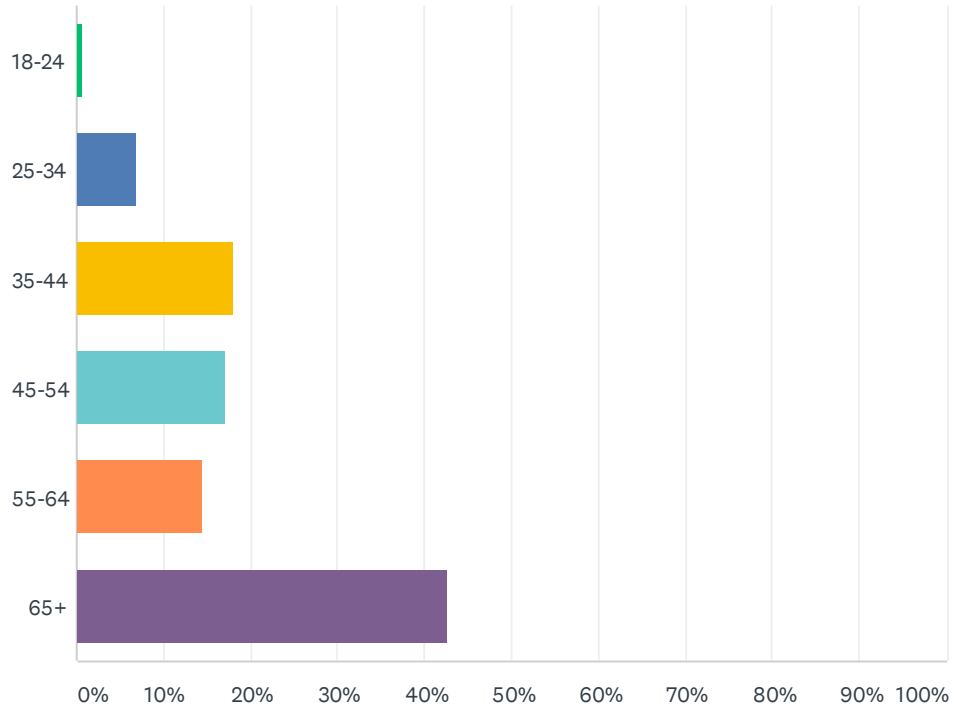


ANSWER CHOICES		RESPONSES	
Yes		100.00%	303
No		0.00%	0
TOTAL			303



## Q8 What is your age group?

Answered: 304 Skipped: 4



ANSWER CHOICES	RESPONSES
18-24	0.66% 2
25-34	6.91% 21
35-44	18.09% 55
45-54	17.11% 52
55-64	14.47% 44
65+	42.76% 130
<b>TOTAL</b>	<b>304</b>

Q9 If you would like a copy of the survey results, please leave your name and email address. Results will also be available on the City's website and posted in the weekly e-newsletter.

Answered: 74 Skipped: 234

ANSWER CHOICES	RESPONSES	
Name	100.00%	74
Company	0.00%	0
Address	0.00%	0
Address 2	0.00%	0
City/Town	0.00%	0
State/Province	0.00%	0
ZIP/Postal Code	0.00%	0
Country	0.00%	0
Email Address	98.65%	73
Phone Number	0.00%	0